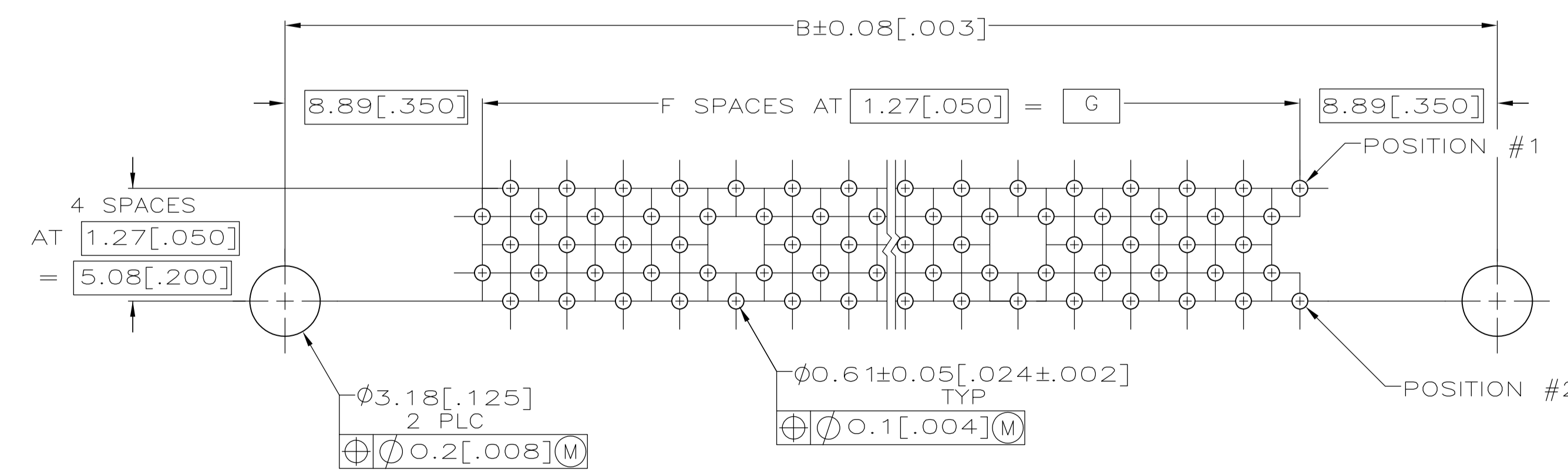
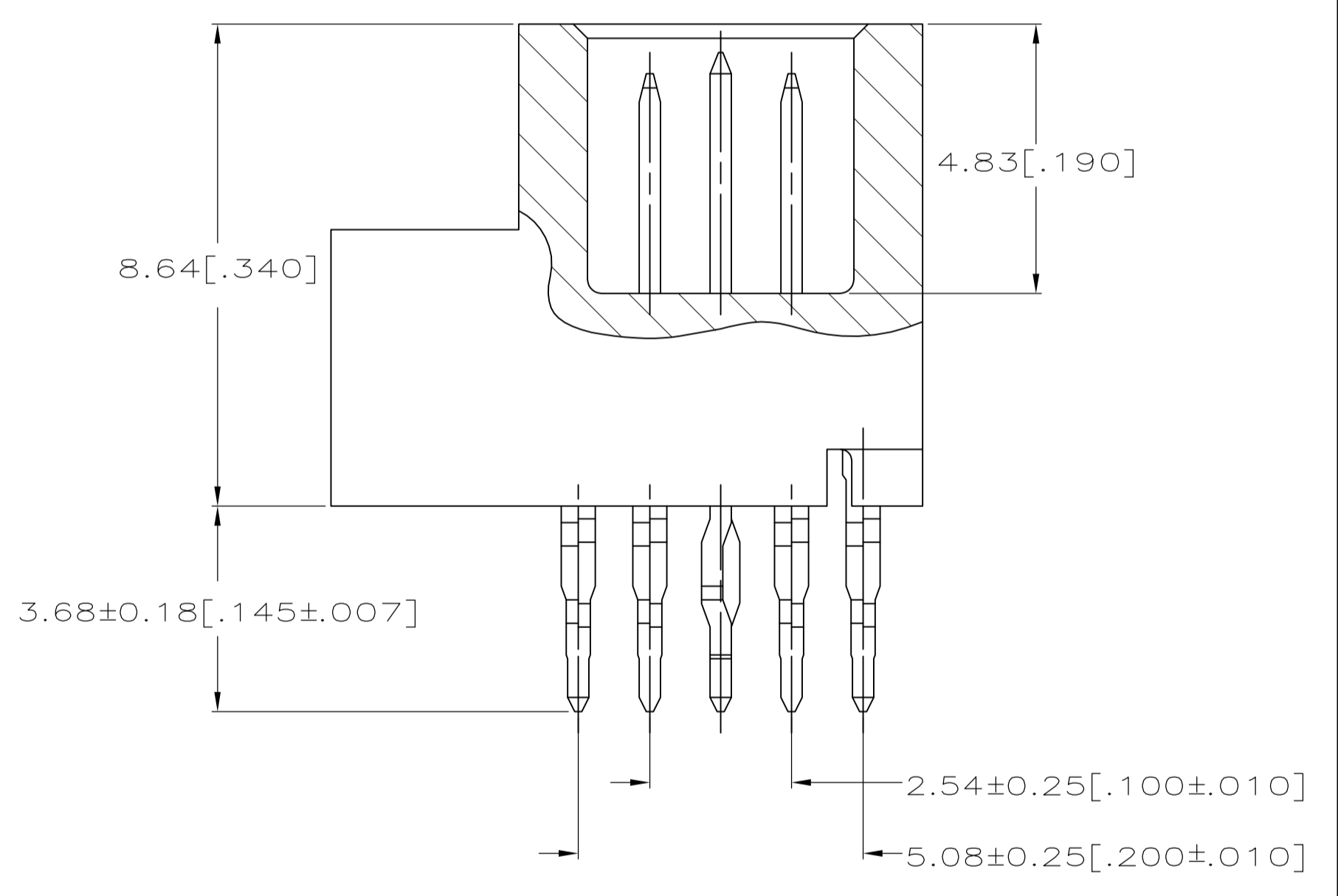
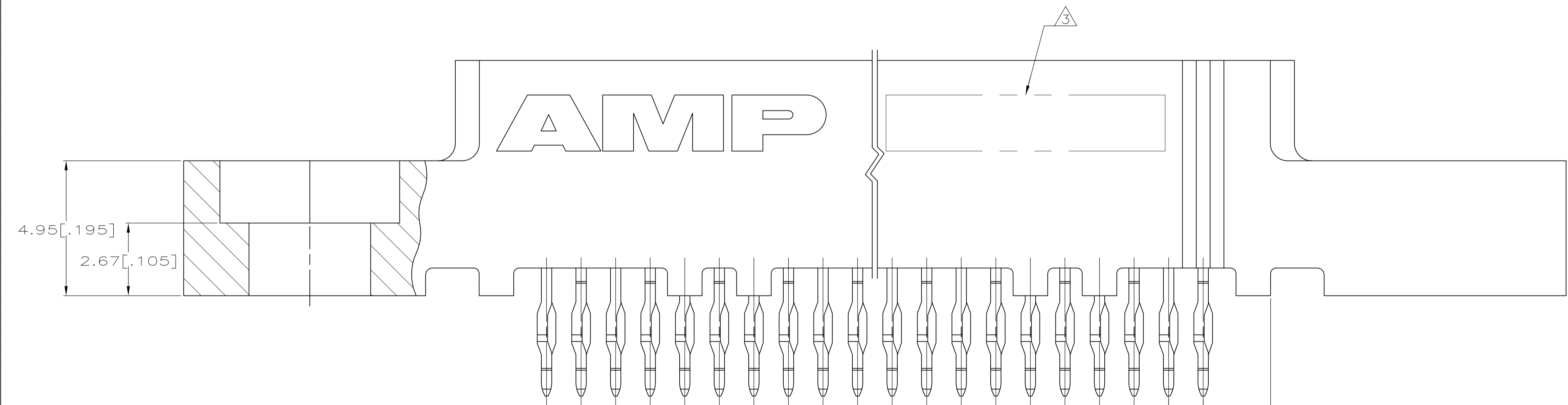


- 1 HOUSING: HIGH TEMPERATURE THERMOPLASTIC, COLOR NATURAL.
PIN CONTACTS: PHOSPHOR BRONZE.
GROUND BUSSES: PHOSPHOR BRONZE.
- 2 CONTACTS & GROUND BUSES: 0.00076(.000030) MIN. GOLD PER ASTM B 488 ON CONTACT AREA, 0.00254-0.00762(.000100-.000300) MATTE TIN PER ASTM B 545 ON SOLDER TAIL, ALL OVER 0.00127-0.00254(.000050-.000100) MATTE NICKEL PER SAE AMS-QQ-N-290 ON ENTIRE CONTACT.
- 3 DATE CODE MARKED IN AREA INDICATED,



24.13[.950]	19	26.62[1.048]	29.08[1.145]	30.84[1.214]	41.91[1.650]	50.8[2.000]	40	5536275-7
151.13[5.950]	119	153.62[6.048]	156.08[6.145]	157.84[6.214]	168.91[6.650]	177.8[7.000]	240	5536275-5
G	F	E	D	C	B	A	NO OF POS	PART NUMBER

RECOMMENDED PC BOARD HOLE LAYOUT (VIEWED FROM CONNECTOR SIDE)

THIS DRAWING IS A CONTROLLED DOCUMENT.

DIMENSIONS: mm [INCHES]	TOLERANCES UNLESS OTHERWISE SPECIFIED:	DIN A FERNANDEZ 01-20-05	STE TE Connectivity
0 PLC ± -	1 PLC ± -	CHK D DIXON 01-20-05	NAME
2 PLC ± -	3 PLC ± 0.13 [.005]	APP'D D DIXON 01-20-05	PRODUCT SPEC
4 PLC ± -	ANGLES ± -		108-1272
MATERIAL	FINISH	APPLICATION SPEC	114-11005
1	2	WEIGHT	SIZE CAGE CODE DRAWING NO RESTRICTED TO
		00779	A1 00779 C=5536275
CUSTOMER DRAWING		SCALE 10:1	SHEET 1 OF 1 REV 03