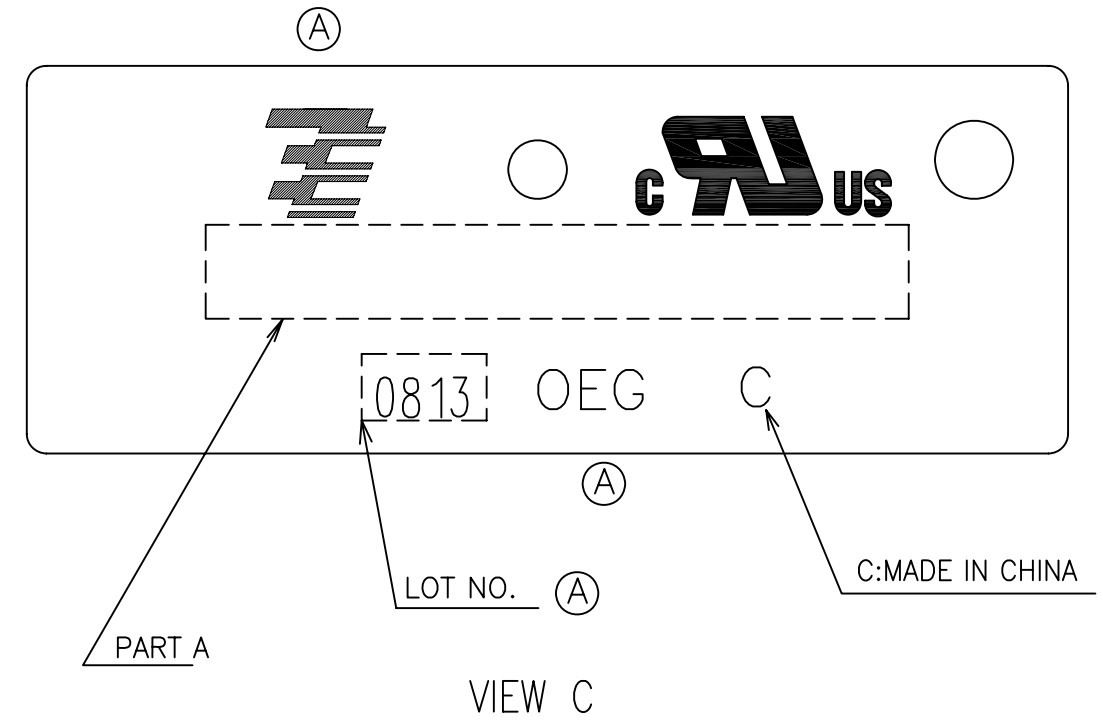
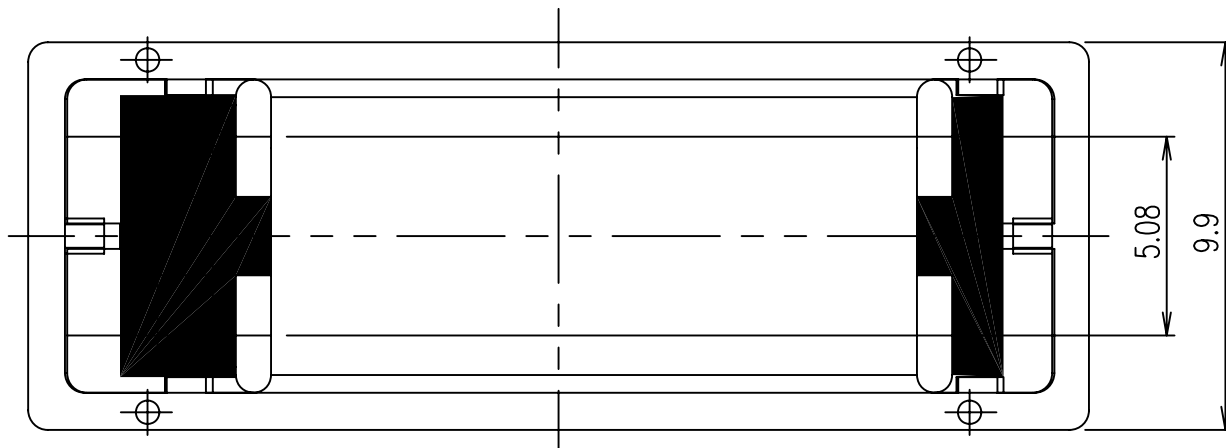
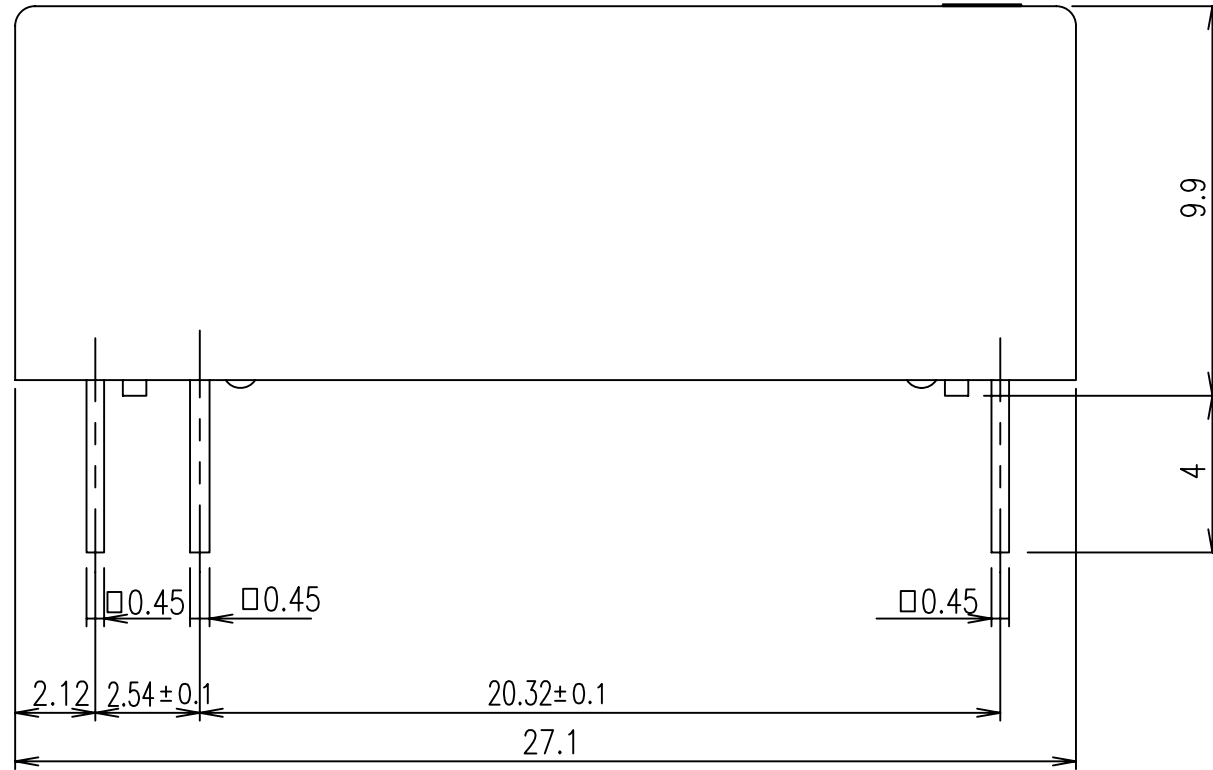
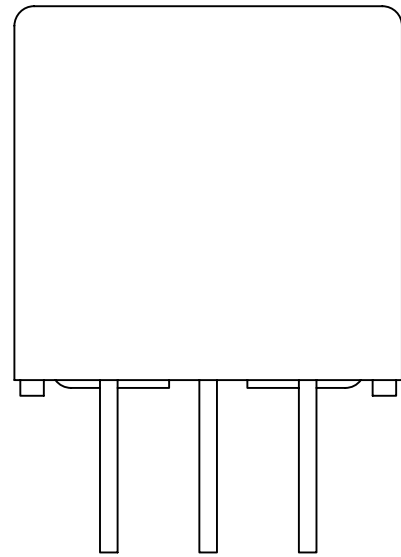
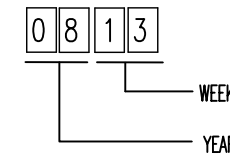


THIS DRAWING IS UNPUBLISHED. RELEASED FOR PUBLICATION
 © COPYRIGHT BY TYCO ELECTRONICS CORPORATION. ALL RIGHTS RESERVED.

LOC	DIST	REVISIONS						
		P	LTR	DESCRIPTION	ECN	DATE	DWN	APVD
HB			A	CHANGE NEW LOGO AND DATE CODE	ECO-08-007865	15-SEP-08	MH.L	BH.Y



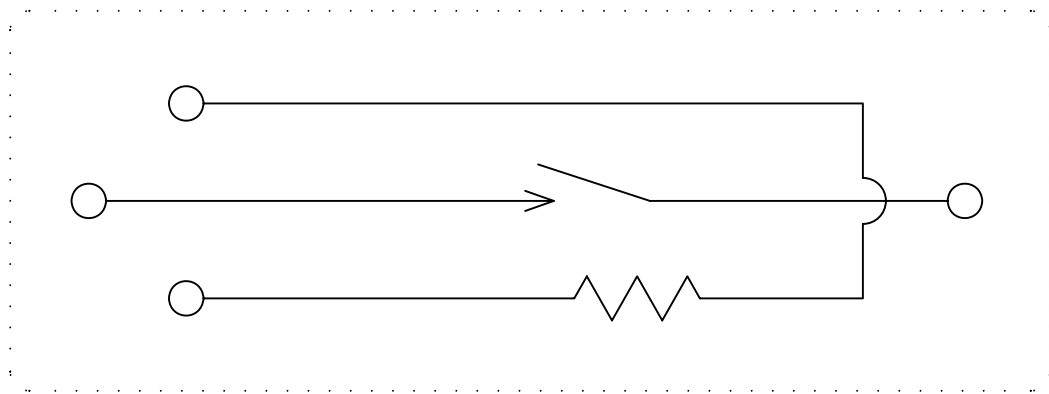
Ⓐ NOTES
 1. PART "B" SHOULD FIT PART "A" AFTER CASE INSERTION PROCESS
 2. LOT NUMBERING SYSTEM AS FOLLOWS:



THIS DRAWING IS A CONTROLLED DOCUMENT FOR TYCO ELECTRONICS CORPORATION. IT IS SUBJECT TO CHANGE AND THE CONTROLLING ENGINEERING ORGANIZATION SHOULD BE CONTACTED FOR THE LATEST REVISION.		DWN	H.SASAKI			Tyco Electronics Corporation ShenZhen, China
DIMENSIONS: mm		CHK	Y.OIKAWA			
TOLERANCES UNLESS OTHERWISE SPECIFIED:		APVD	A.NAGAI			NAME
0 PLC ± 1 PLC ± 2 PLC ± 3 PLC ± 4 PLC ± ANGLES ±		PRODUCT SPEC	OMR CUSTOMER DRAWING			
MATERIAL		APPLICATION SPEC	SIZE	CAGE CODE	DRAWING NO	RESTRICTED TO
FINISH		WEIGHT	A3	00779	④= 4-1419131-5	
CUSTOMER DRAWING		SCALE	5:1		SHEET	1 OF 2
		REV	A			

THIS DRAWING IS UNPUBLISHED. RELEASED FOR PUBLICATION
 © COPYRIGHT BY TYCO ELECTRONICS CORPORATION. ALL RIGHTS RESERVED.

LOC	DIST	REVISIONS						
		P	LTR	DESCRIPTION	ECN	DATE	DWN	APVD
HB								

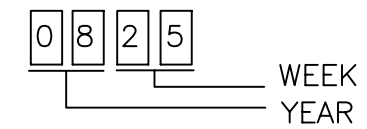


CONNECTION DIAGRAM (BOTTOM VIEW)

TE PART NO	EC TYPE NO	PART A	TYPE
5-1419131-2	OMR-C-124F	OMR-C-124F	d
4-1419131-9	OMR-C-112F	OMR-C-112F	c
4-1419131-6	OMR-C-109F	OMR-C-109F	b
4-1419131-5	OMR-C-108F	OMR-C-108F	a

RELAY TYPE

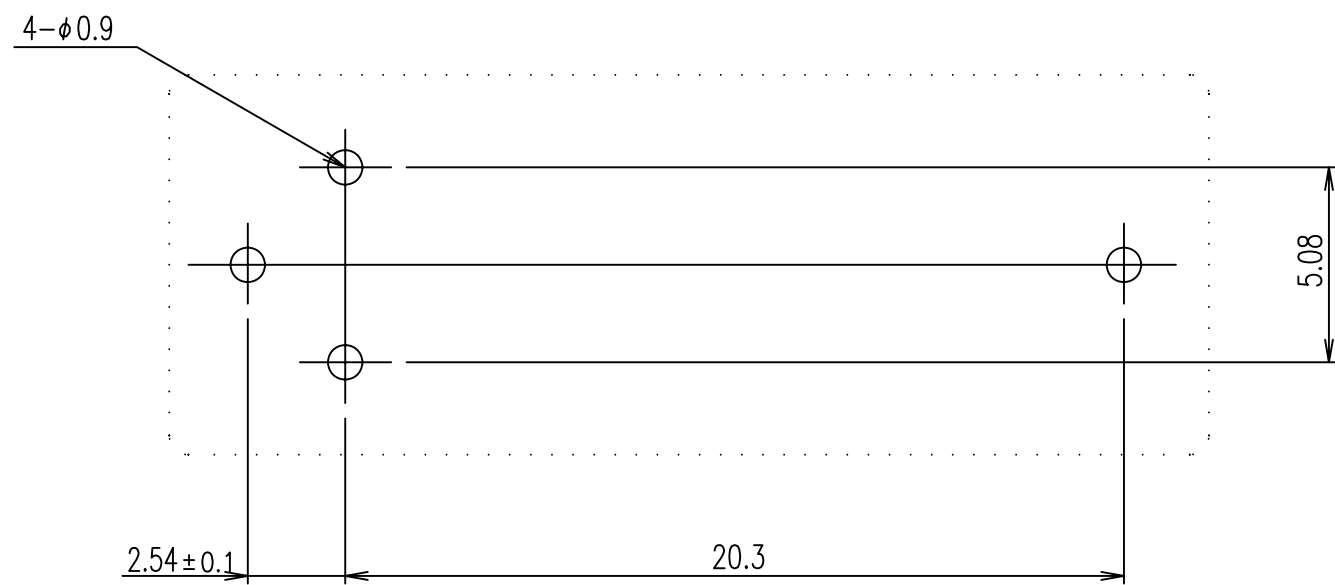
NOTES:
 1. LOT NO. SYSTEM AS FOLLOWING:



2. GENERAL TOLERANCE AS FOLLOWING:

TOLERANCE	
0~0.99mm	±0.1
1mm~2.99mm	±0.2
3mm MIN.	±0.3

3. TERMINAL DIMENSION IS NOT INCLUDING SOLDER TIP.



DRILLING DIAGRAM (BOTTOM VIEW)

	—	EPOXY RESIN	SEAL (BOBBIN+CASE)	9
	—	EPOXY RESIN	SEAL (COIL TERMINAL+BOBBIN)	8
	—	POLYESTER	TAPE	7
CLASS E	—	3UEW	MAGNETIC WIRE	6
	SOLDER DIP	HCP WIRE	COIL TERMINAL	5
	—	DIRLINE	SPACER	4
	—	—	REED SWITCH	3
V-0	—	PBT	CASE	2
V-0	—	PBT	BOBBIN	1
INCOMBUSTIBILITY	TREATMENT	MATERIAL	DESCRIPTION	ITEM

THIS DRAWING IS A CONTROLLED DOCUMENT FOR TYCO ELECTRONICS CORPORATION. IT IS SUBJECT TO CHANGE AND THE CONTROLLING ENGINEERING ORGANIZATION SHOULD BE CONTACTED FOR THE LATEST REVISION.		DWN	Tyco Electronics Corporation ShenZhen, China			
DIMENSIONS: mm		CHK				
TOLERANCES UNLESS OTHERWISE SPECIFIED: 0 PLC ± 1 PLC ± 2 PLC ± 3 PLC ± 4 PLC ± ANGLES ±		APVD	NAME			
MATERIAL		PRODUCT SPEC	OMR CUSTOMER DRAWING			
FINISH		APPLICATION SPEC	SIZE	CAGE CODE	DRAWING NO	RESTRICTED TO
MATERIAL		WEIGHT	A3	00779	4-1419131-5	
MATERIAL		CUSTOMER DRAWING	SCALE 5:1		SHEET 2 OF 2	REV A